



SOLAR STIK®

PRO-Verter 7000

Overview

The Portable Remote Operation Inverter/Charger (PRO-Verter) provides a single point of power management, control, and distribution to a portable, battery-based, electrical circuit. The “open-architecture” design of the PRO-Verter allows the operator to network multiple power generation technologies into a single operational system that supports a specific application with clean, uninterrupted power.

PRO-Verter can be custom designed to integrate with any world-standard AC grid power, DC power generation source (i.e., solar or wind via a DC Power Hub), or fuel-driven generator to supply AC and DC power for any application. The PRO-Verter supplies power to the load by drawing directly from the batteries in the system while simultaneously receiving power input from a fuel-powered generator (optional) or from DC power generation sources to charge the batteries. When inverting, the PRO-Verter 7000 can provide 4000 watts continuous, pure sine wave AC power. Power output ports can be customized to meet user needs.

The PRO-Verter also allows remote monitoring. Sold as an accessory, the optional Remote Monitoring Kit (RMK) transmits real-time system information over any LAN or internet gateway.

The PRO-Verter 7000 is a medium-duty solution that can be used in multiple situations:

- When a primary battery is used in the electrical circuit
- If reduction of fuel generator “run-time” is necessary
- When supplemental (generator or grid) power is required for a renewable power system



Exterior may appear different depending on the custom port types selected.

Features

- Compatible with 3.0–5.0 kW generators
- Auto Generator Start
- LCD user interface
- Information Plate (I-Plate)—critical information at a glance: PRO-Verter function and system-specific integration
- Plug & Play setup and operation

Case Color Options



* Indicates standard color





SOLAR STIK®

PRO-Verter 7000

Energy Storage Requirements

Energy Storage | 10 kWh minimum






Power Generation Options

Power Hub | Solar and wind

Generator | 3-5 kW recommended

Grid Power | 50 or 60 Hz

Custom Port Type Examples* (AC In/Out)

Port Type	NEMA	Amps	Voltage
	5-15P 5-15R	15 A	125 VAC
	L5-30P L5-30R	30 A	125 VAC
	L5-50P L5-50R	50 A	125 VAC
	L15-20P L15-20R	20 A	250 VAC
	L14-30P L14-30R	30 A	125/250 VAC

*Connectors with specifications appropriate for any world region are available. For more information about other port types and their capabilities, please contact us.

Remote Monitoring Kit (Optional)

Complete System Monitoring	- Current status - 24-hour running average - Historical
Connectivity	- Ethernet (TCP/IP) - Wireless (optional)

Weights and Dimensions

Case	Pelican 1620 case
Weight	100 lb (45.34 kg)
Dimensions	24.76 x 19.57 x 13.90 in (62.9 x 49.7 x 35.3 cm)

General

Input Battery Voltage	18-34 VDC
Breakers	(2) 35 A 120 VAC Out 60 A 120 VAC Input 1 A AC Reset 5 A DC Reset
User Interface	LCD for system monitoring and programming
Warranty	1-year materials and workmanship

Inverter Specifications

Normal AC Output Voltage	120 VAC \pm 5%
Output frequency	60 Hz \pm 0.1%
Surge Power	4500 W
Continuous Output Power	4000 W
Waveform	Pure sine wave

DC Charger Specifications

Normal DC Output Voltage	24 V
Continuous Output Current	110 A DC

Connections

AC Input	(1) AC input port (Specified by customer, see "Custom Port Type Examples")
AC Output	(1 or 2) Output receptacles (Specified by customer, see "Custom Port Type Examples")
DC Input/Output	(1) Inter-Connect port for additional DC bus, converter, or Power Hub
Battery Input	(2) Inter-Connect port for battery, Power Pak, or Expander Pak

Environmental

Operating Temperature	-20° C to 60 °C (-4 °F to 140 °F)
Operating Humidity	0 to 95% RH noncondensing
Cooling	Normally aspirated, forced-air induction (transformer)

